


# TEACHER NOTES

The Epiphany is a great day to celebrate with students! This booklet will teach your students about the meaning behind Epiphany, while also working on writing their letters.

- 1.) Have students cut along the dotted lines (or you can cut before class).
- 2.) Staple the booklet together (using the page numbers to help).
- 3.) Read the booklet with students and have them trace the words.
- 4.) Have students color in the pictures (if you used the B&W version).






**CELEBRATING THE  
EPIPHANY  
OF JESUS CHRIST**

BY: \_\_\_\_\_

The Church celebrates the Epiphany on January 6 each year.

On the Epiphany we celebrate when the three wise men visited Jesus. They traveled by camel.

They followed a star to find baby Jesus. They brought him very special gifts.




Page 1

Page 2

©Adventures of a 4<sup>th</sup> Grade Classroom



The Church celebrates the Epiphany on January 6 each year.



They followed a star to find baby Jesus. They brought him very special gifts.



Page 3

©Adventures of a 4<sup>th</sup> Grade Classroom

# CELEBRATING THE EPIPHANY OF JESUS CHRIST

BY: \_\_\_\_\_

The Church celebrates  
the Epiphany on

January 6  
each year.



Page 1

On the Epiphany we  
celebrate when the  
three wise men visited  
Jesus. They  
traveled by  
camel.



Page 2

They followed a star to  
find baby Jesus. They  
brought him  
very special  
gifts.




Page 3

# CELEBRATING THE EPIPHANY OF JESUS CHRIST

BY: \_\_\_\_\_


The Church celebrates  
the Epiphany on

January 6  
each year.




Page 1

On the Epiphany we  
celebrate when the  
three wise men visited  
Jesus. They  
traveled by  
camel.



Page 2

They followed a star to  
find baby Jesus. They  
brought him  
very special  
gifts.



Page 3