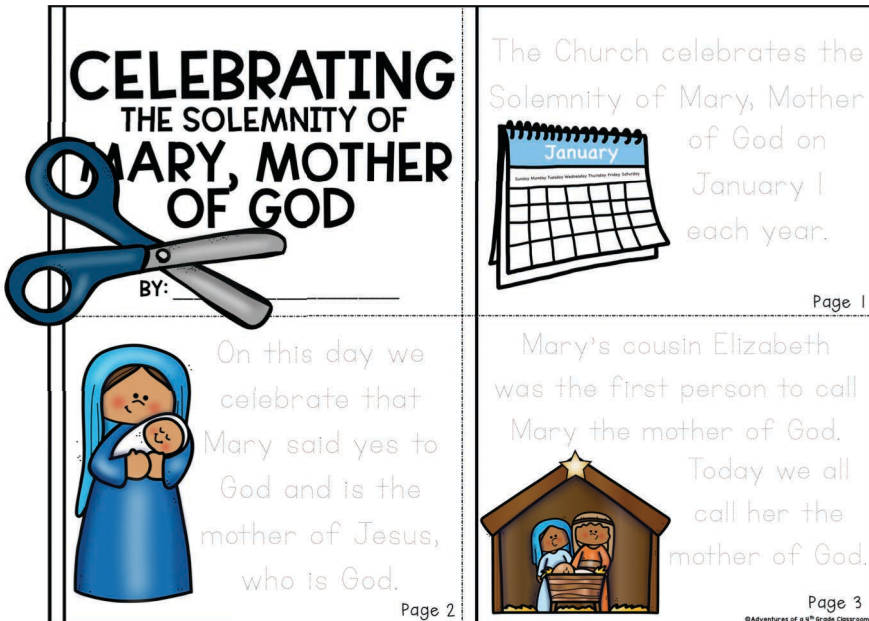


# TEACHER NOTES

The Solemnity of Mary, Mother of God is a great day to celebrate with students! This booklet will teach your students about the meaning behind this feast day, while also working on writing their letters.


- 1.) Have students cut along the dotted lines (or you can cut before class).
- 2.) Staple the booklet together (using the page numbers to help).
- 3.) Read the booklet with students and have them trace the words.
- 4.) Have students color in the pictures (if you used the B&W version).



**CELEBRATING  
THE SOLEMNITY OF  
MARY, MOTHER  
OF GOD**

BY: \_\_\_\_\_

The Church celebrates the Solemnity of Mary, Mother of God on January 1 each year.



Page 1



On this day we celebrate that Mary said yes to God and is the mother of Jesus who is God.



Mary's cousin Elizabeth was the first person to call Mary the mother of God. Today we all call her the mother of God.



Page 3



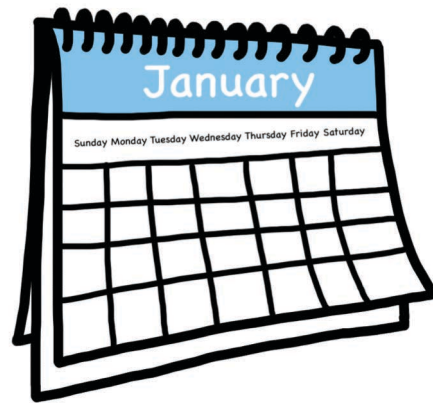
# CELEBRATING THE SOLEMNITY OF MARY, MOTHER OF GOD

BY: \_\_\_\_\_



On this day we  
celebrate that  
Mary said yes to  
God and is the  
mother of Jesus,  
who is God.

The Church celebrates the  
Solemnity of Mary, Mother  
of God on  
January 1  
each year.




Mary's cousin Elizabeth  
was the first person to call  
Mary the mother of God.  
Today we all  
call her the  
mother of God.



# CELEBRATING THE SOLEMNITY OF MARY, MOTHER OF GOD

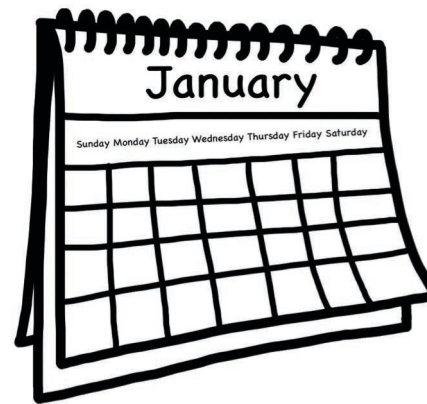
BY: \_\_\_\_\_



On this day we  
celebrate that  
Mary said yes to  
God and is the  
mother of Jesus,  
who is God.

Page 2

The Church celebrates the  
Solemnity of Mary, Mother  
of God on  
January 1  
each year.



Page 1

Mary's cousin Elizabeth  
was the first person to call  
Mary the mother of God.  
Today we all  
call her the  
mother of God.



Page 3